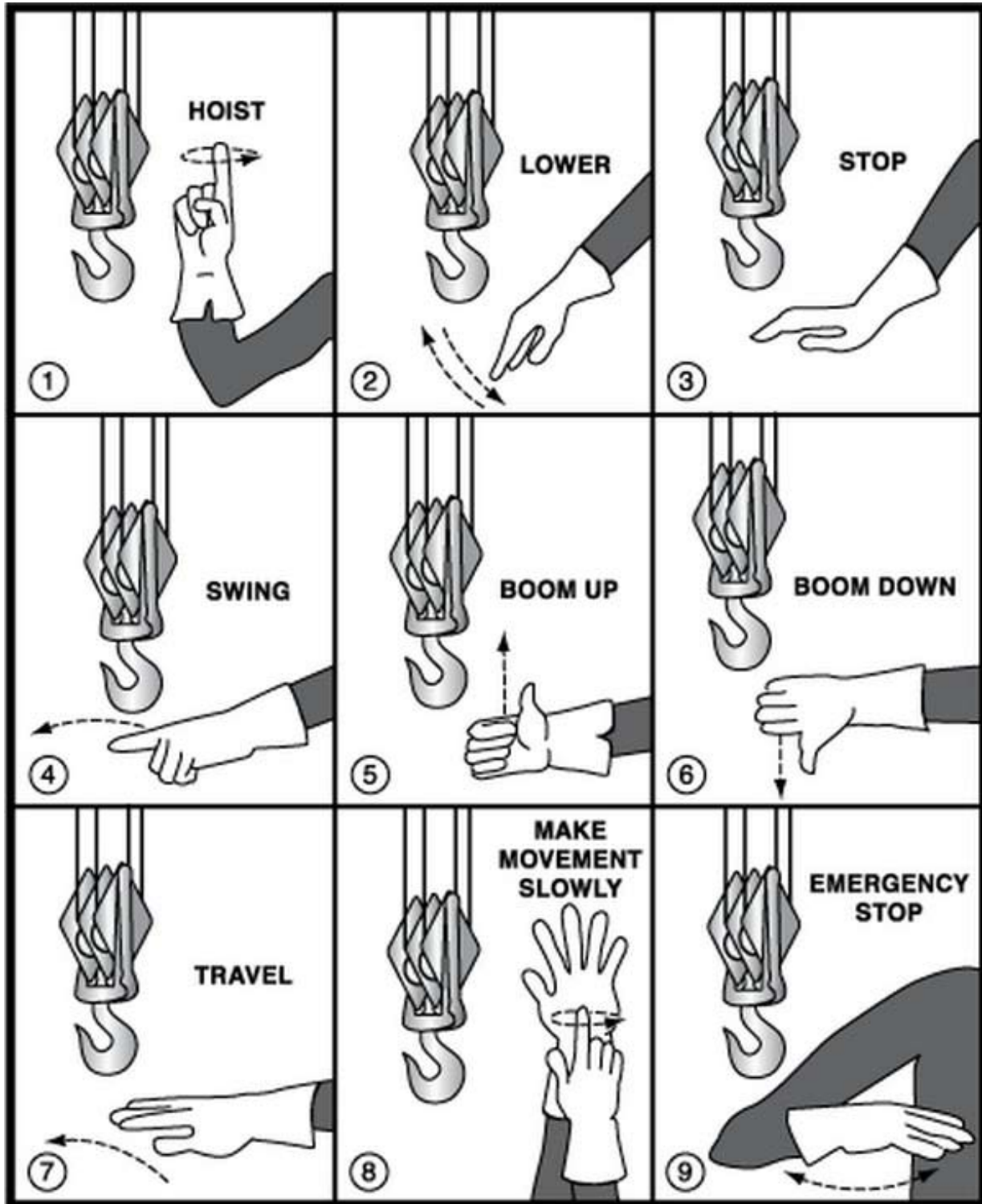











Crane Hand Signals



Crane Hand Signals

 <p>USE MAIN HOIST. Tap fist on head; then use regular signals.</p>	 <p>USE WHIP LINE. (Auxiliary Hoist) Tap elbow with one hand; then use regular signals.</p>	 <p>DOG EVERYTHING. Clasp hands in front of body.</p>
 <p>RAISE THE BOOM AND LOWER THE LOAD. With arm extended, thumb pointing up, flex fingers in and out as long as load movement is desired.</p>	 <p>LOWER THE BOOM AND RAISE THE LOAD. With arm extended, thumb pointing down, flex fingers in and out as long as load movement is desired.</p>	 <p>TRAVEL. (Both Tracks) Use both fists, in front of body, making a circular motion, about each other, indicating direction of travel; forward or backward. (For crawler cranes only)</p>
 <p>TRAVEL. Arm extended forward, hand open and slightly raised, make pushing motion in direction of travel.</p>	 <p>EXTEND BOOM. (Telescoping Booms) Both fists in front of body with thumbs pointing outward.</p>	 <p>RETRACT BOOM. (Telescoping Booms) Both fists in front of body with thumbs toward each other.</p>